



lumini Solucoes em Iluminacao LTDA
www.lumini.com.br
Email:laboratorio@lumini.com.br
Tel:+55 11 3437-5555 Fax:+55 11 3437-5555
Address:Rua Ferreira Viana, 716 - Socorro - São Paulo/SP

lumini

LumCAT:

Luminaire: rocket xsm 12V ext cnp fm

LampCAT: modulo led 4W 27K 12Vdc irc 90

Ballast type: led line driver 12Vdc

Report No:

Voltage(V): 126.0000

Test No:

Current(A): 0.0530

Number of Lamps: 1

Power (W): 6.6780

Lamp flux(lm): 311.0

PF: 0.0000

Length(mm): 38

Width(mm): 38

Phm Type: C

Height(mm): 0

Photometric Results

Lumens(lm): 186.62, Efficiency(%): 60.01% , Luminous Efficacy(lm/W): 27.94

Central intensity(cd): 804.062, Maximum intensity(cd): 804.062

Angle of maximum intensity: C=0.0 γ =0.0

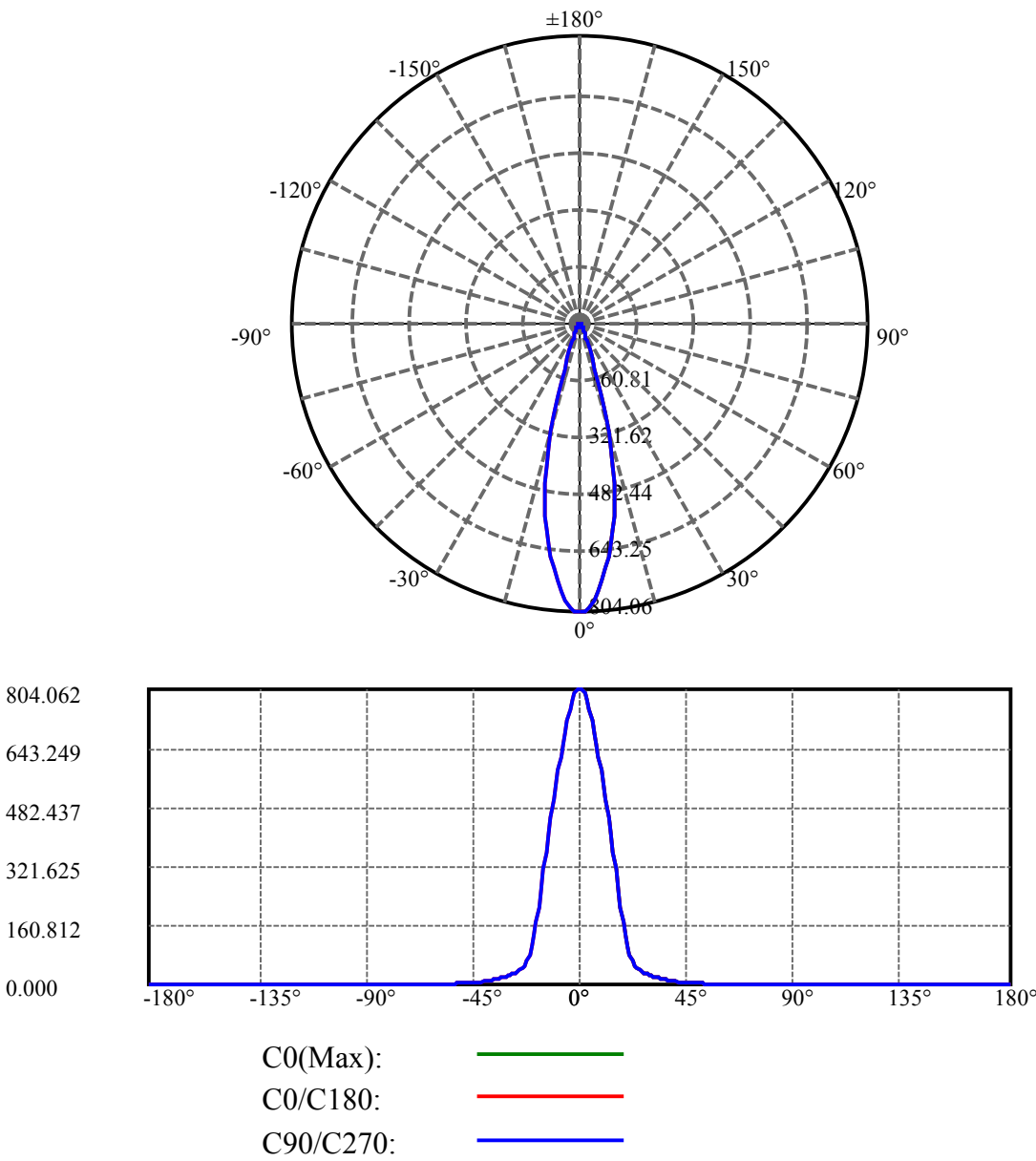
Beam angle of C0 plane : 26.31

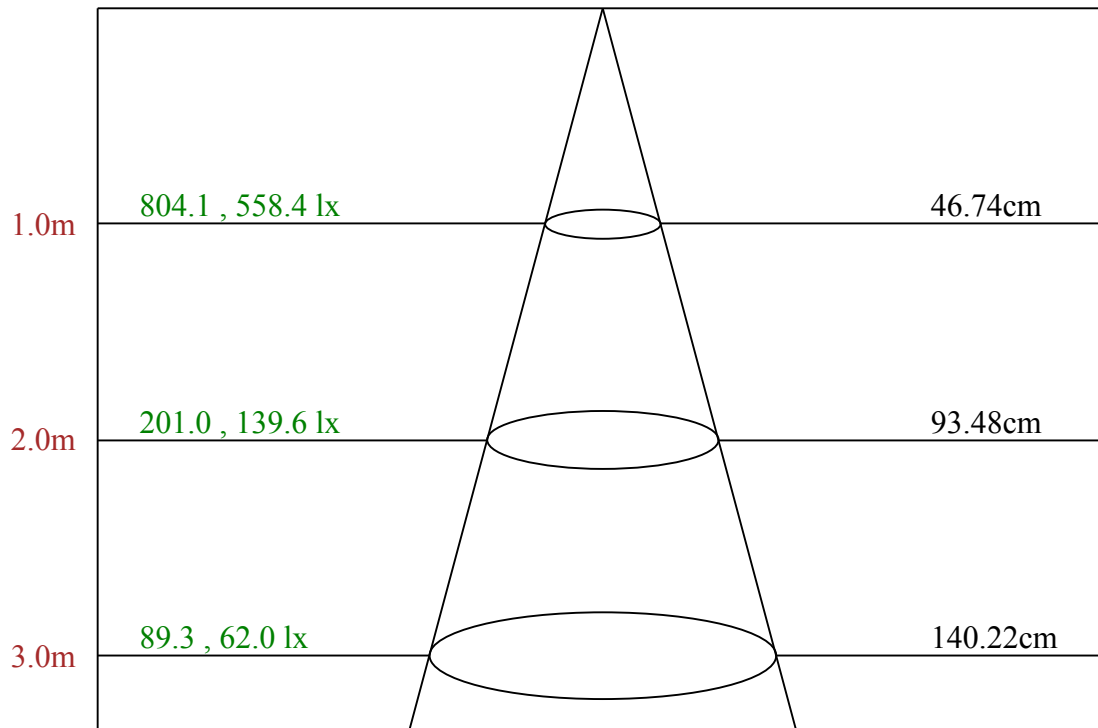
Aveage BeamAngle(IEC 61341):26.31

Equipment: equipamento lumini
Temperature(°C): 25.5

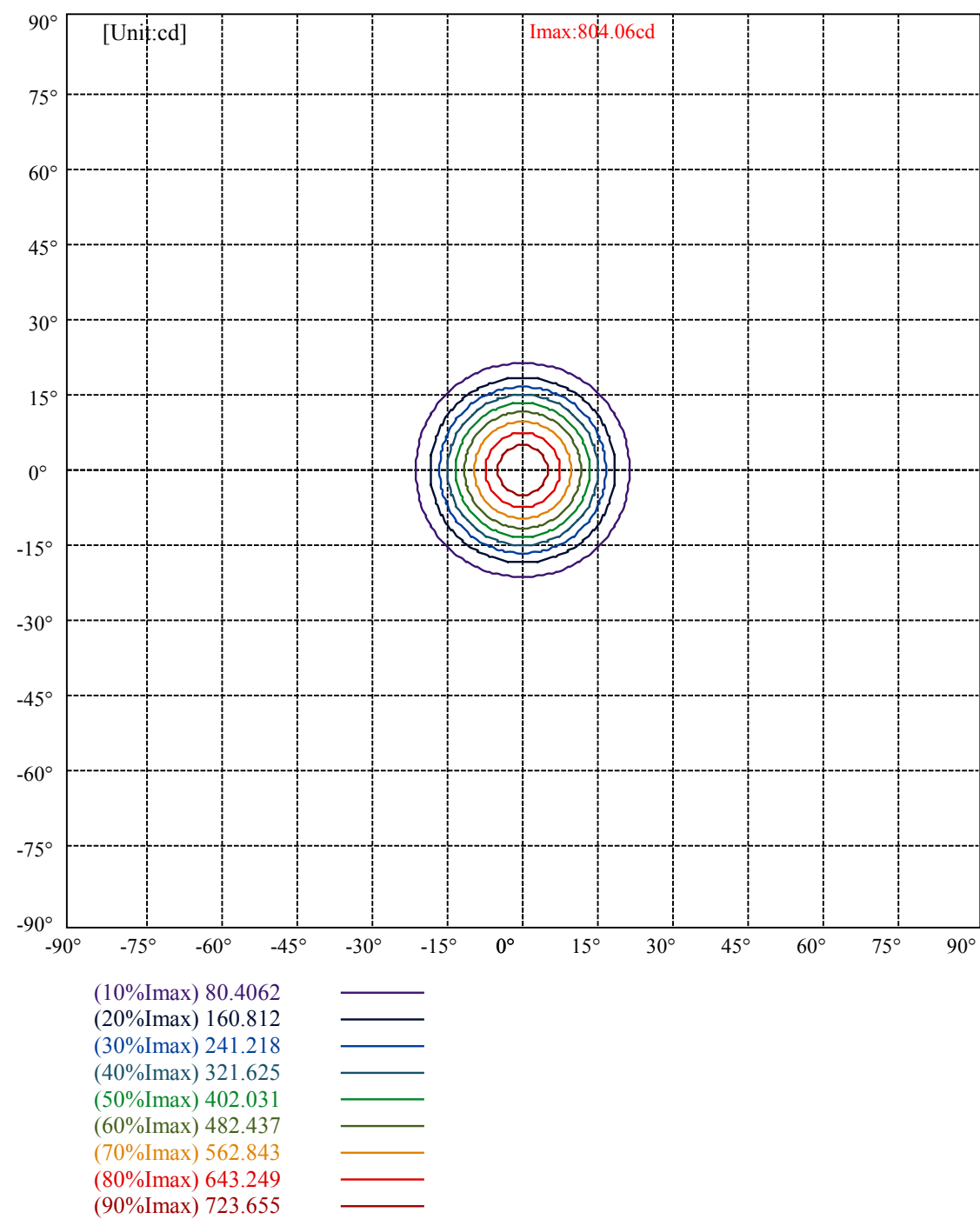
Date: 30/01/2025
Humidity(%): 55.0%

Operator: 01
Distance(m): 6.90





Max , Ave Beam angle of C0 plane 26.31



Luminance Table

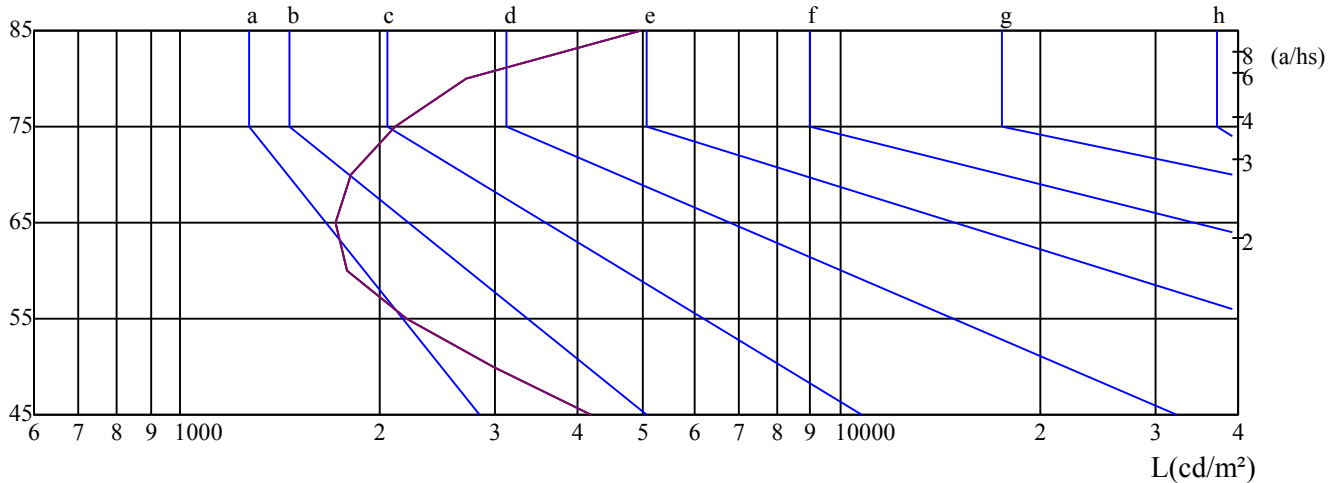
γ	45	50	55	60	65	70	75	80	85
C0	4197	2969	2199	1789	1716	1808	2118	2706	4965
C45	4197	2969	2199	1789	1716	1808	2118	2706	4965
C90	4197	2969	2199	1789	1716	1808	2118	2706	4965

L(Hor)(65)	L(Ver)(65)	L45(65)	L(Hor)(75)	L(Ver)(75)	L45(75)	L(Hor)(85)	L(Ver)(85)	L45(85)
1716	1716	1716	2118	2118	2118	4965	4965	4965

Glare Table

Glare	Quality	Service Values Illuminance(lx)							
1.15	A	2000	1000	500	≤ 300				
1.5	B		2000	1000	500	≤ 300			
1.85	C			2000	1000	500	≤ 300		
2.2	D				2000	1000	500	≤ 300	
2.55	E					2000	1000	500	≤ 300
		a	b	c	d	e	f	g	h

Luminance Limiting Curve

 $\gamma(^{\circ})$ 

C0 ———

C45 ———

C90 ———

Illumination assessment according UGR											
Rf of Ceiling	70	70	50	50	30	70	70	50	50	30	
Rf of Wall	50	30	50	30	30	50	30	50	30	30	
Rf of Floor	20	20	20	20	20	20	20	20	20	20	
Room dimensions		Viewed crosswise					Viewed endwise				
X	Y										
2H	2H	10.80	11.72	11.20	12.08	12.45	10.86	11.78	11.26	12.14	12.51
	3H	11.07	11.89	11.50	12.28	12.68	11.11	11.92	11.53	12.31	12.71
	4H	11.32	12.08	11.76	12.48	12.90	11.35	12.11	11.79	12.51	12.93
	6H	11.72	12.42	12.18	12.84	13.29	11.78	12.47	12.24	12.90	13.35
	8H	11.96	12.62	12.42	13.05	13.51	12.03	12.69	12.49	13.12	13.58
	12H	12.33	12.96	12.80	13.40	13.87	12.40	13.02	12.86	13.46	13.93
4H	2H	10.71	11.46	11.15	11.87	12.29	10.76	11.52	11.21	11.92	12.34
	3H	11.13	11.77	11.60	12.21	12.68	11.16	11.79	11.63	12.23	12.70
	4H	11.59	12.14	12.07	12.61	13.11	11.62	12.17	12.09	12.63	13.13
	6H	12.18	12.67	12.70	13.16	13.67	12.24	12.73	12.76	13.22	13.73
	8H	12.57	13.02	13.10	13.52	14.05	12.65	13.10	13.18	13.60	14.13
	12H	13.16	13.57	13.68	14.06	14.63	13.22	13.63	13.75	14.13	14.70
8H	4H	11.72	12.17	12.25	12.67	13.19	11.74	12.19	12.27	12.69	13.22
	6H	12.54	12.91	13.09	13.43	13.99	12.61	12.97	13.15	13.49	14.05
	8H	13.15	13.46	13.72	14.02	14.57	13.23	13.54	13.80	14.10	14.64
	12H	13.96	14.20	14.54	14.76	15.33	14.03	14.26	14.61	14.82	15.39
12H	4H	11.75	12.17	12.28	12.66	13.23	11.78	12.19	12.30	12.68	13.25
	6H	12.70	13.01	13.27	13.57	14.12	12.76	13.07	13.33	13.63	14.18
	8H	13.37	13.60	13.95	14.16	14.73	13.44	13.67	14.02	14.23	14.80
Variation with the observer position at spacings:											
S = 1.0H		2.5/-2.1					2.5/-2.1				
S = 1.5H		3.7/-1.8					3.7/-1.8				
S = 2.0H		4.6/-1.6					4.6/-1.6				
Standard tables:		BKBF					BKBF				
Uncorrected UGR		-3.0					-3.0				

依据CIE Publ. 117 计算 UGR, S/H = 0.25